

Scaled data based on original data using
LM-79-08 Approved Method: Electrical and Photometric Measurements of Solid-
State Lighting Products

Test Report Prepared for
Cooper Lighting Solutions
(formerly Eaton)

Brand: LUMARK

Report Number: P882115

Luminaire Tested: **NAV-SB1D-830-U-T1**

Issue Date: 10/7/2024

Test Information

Test Method: LM-79-08
Report Number: P882115
TEST IS SCALED FROM IESNA LM-79-08 TEST DATA (G2-2405-108-2)
Test Lab: INNOVATION CENTER
Issue Date: 10/7/2024
Manufacturer: COOPER LIGHTING SOLUTIONS (FORMERLY EATON)
Product Line: LUMARK
Catalog Number: NAV-SB1D-830-U-T1
Description: NAVION ROADWAY AND AREA HIGH DENSITY LED LUMINAIRE
(1) 80 CRI, 3000K, 900mA LIGHTSQUARE WITH 26 LEDS AND TYPE I OPTICS
Light Source: -
Ballast/Driver: ELECTRONIC DRIVER

Summary

Lumens per Lamp: N/A
Luminaire Lumens: 8816 lumens
Efficiency: N/A
Efficacy: 110.8 lumens/watt
Luminous Opening: Rectangular (W 0.5' x L: 0.5' x H: 0')
IES Classification: Type I - Short
BUG Rating: B3 - U0 - G3

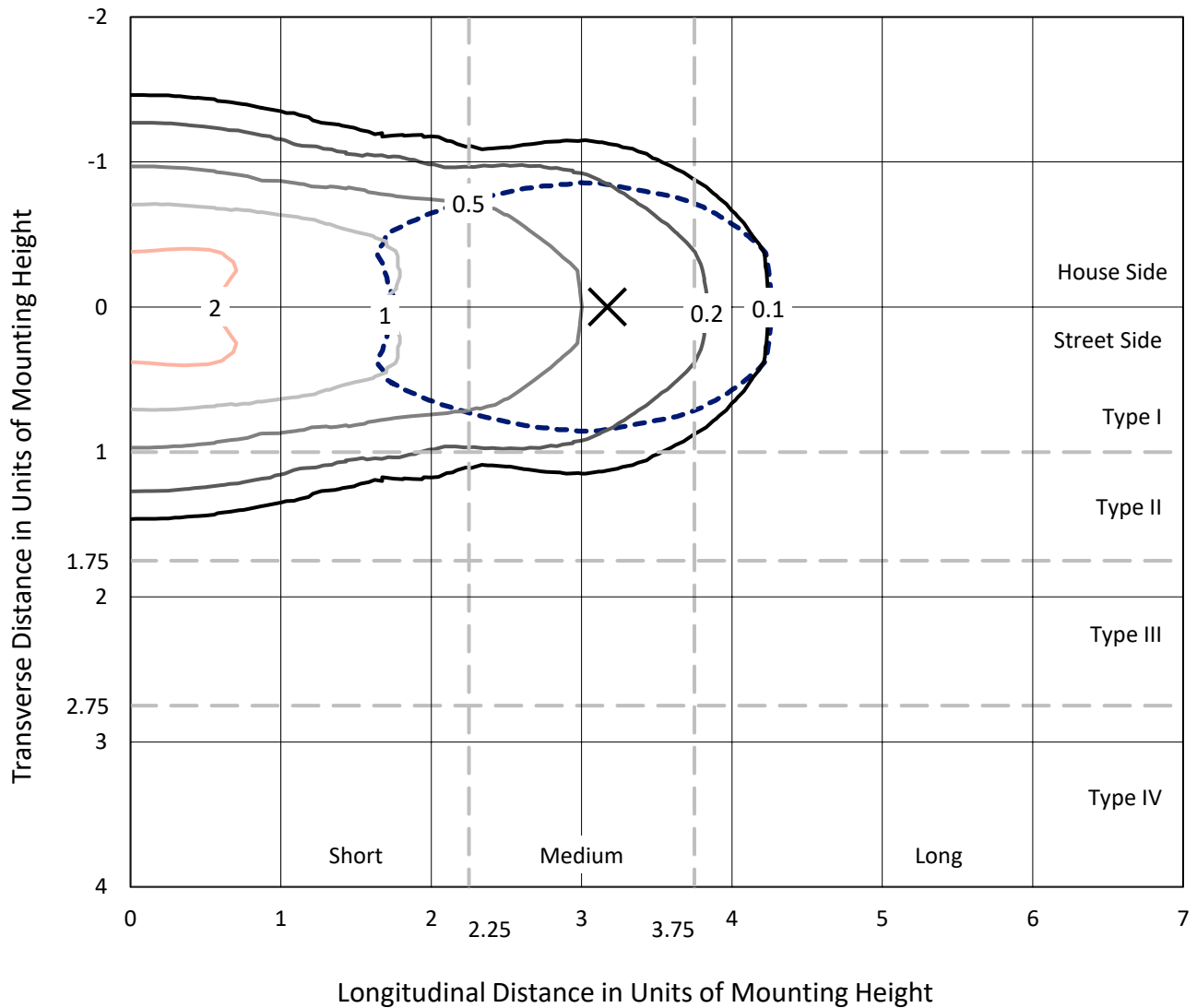
Input Watts (W): 79.6
Input Voltage (V): 120.0
Input Current (Ain): 0.638
Voltage Rise (V): NR
Power Factor: 0.997
Total Harmonic Distortion (THDi): 6.673
Frequency (hertz): 60
Stabilization Time: NR
Operation Time: NR
Ambient Temperature (°C): NR
Test Distance: 24 FT



REPORT NUMBER: P882115
 CATALOG NUMBER: NAV-SB1D-830-U-T1

Iso-Footcandle Lines of Horizontal Illumination

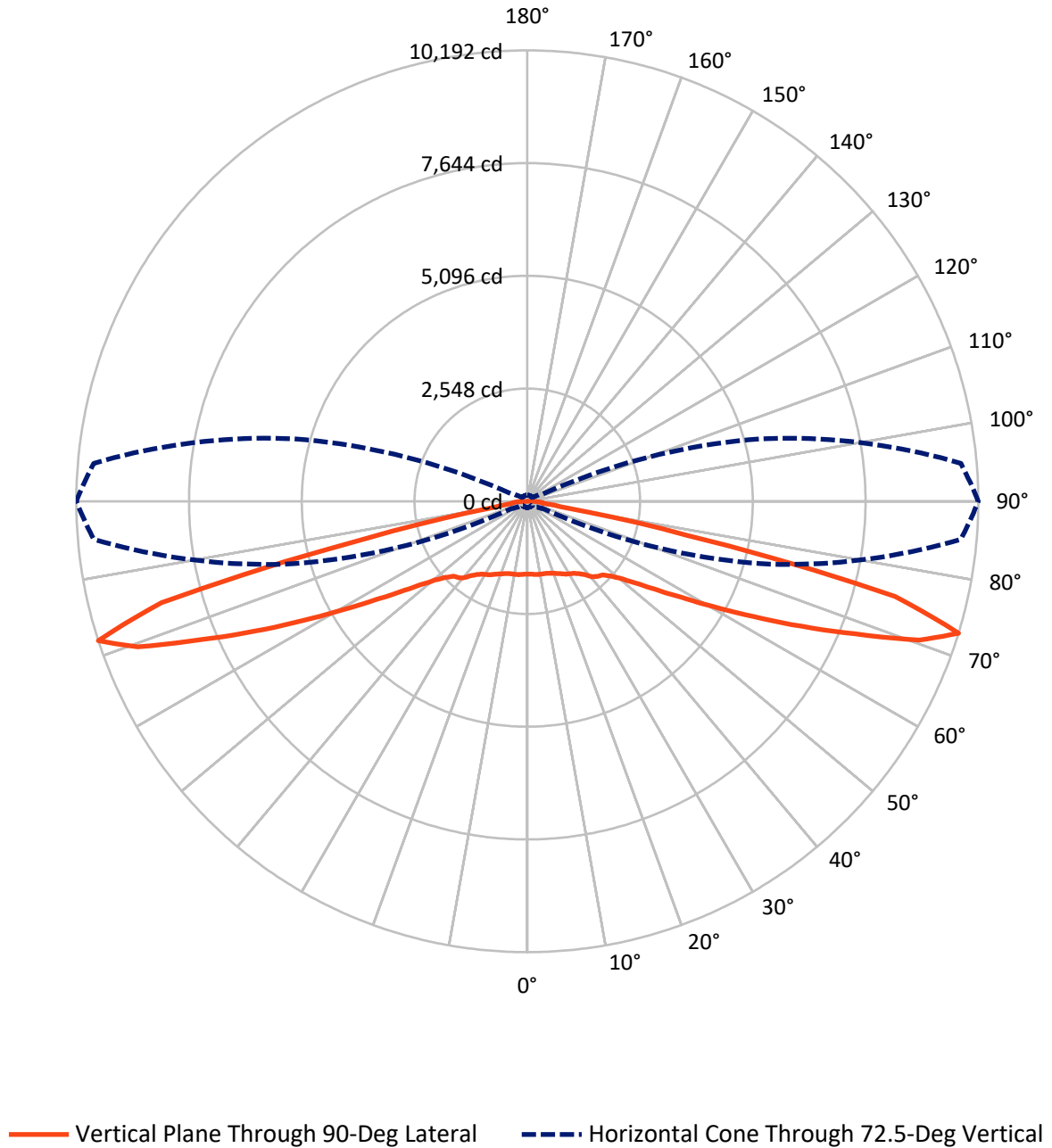
× Max cd
 - - - 1/2 Max cd



Based on 25 foot mounting height. Maximum calculated value = 2.6 fc
 Type I - Short - N/A

REPORT NUMBER: P882115
CATALOG NUMBER: NAV-SB1D-830-U-T1

Luminous Intensity Polar Plot



REPORT NUMBER: P882115
 CATALOG NUMBER: NAV-SB1D-830-U-T1

FLUX DISTRIBUTION:

		Downward	Upward	Total
House Side	Lumens	4408.0	0.0	4408.0
	% Fixture	50.0	0.0	50.0
Street Side	Lumens	4408.0	0.0	4408.0
	% Fixture	50.0	0.0	50.0
Total	Lumens	8816.0	0.0	8816.0
	% Fixture	100.0	0.0	100.0

Coefficient of Utilization

ZONAL LUMENS:

Zone	Lumens	% Fixture
0°-10°	159.7	1.8
10°-20°	488.4	5.5
20°-30°	814.4	9.2
30°-40°	1120.0	12.7
40°-50°	1367.8	15.5
50°-60°	1582.0	17.9
60°-70°	1886.3	21.4
70°-80°	1316.5	14.9
80°-90°	80.9	0.9
90°-100°	0.0	0.0
100°-110°	0.0	0.0
110°-120°	0.0	0.0
120°-130°	0.0	0.0
130°-140°	0.0	0.0
140°-150°	0.0	0.0
150°-160°	0.0	0.0
160°-170°	0.0	0.0
170°-180°	0.0	0.0
0°-90°	8816.0	100.0
0°-180°	8816.0	100.0



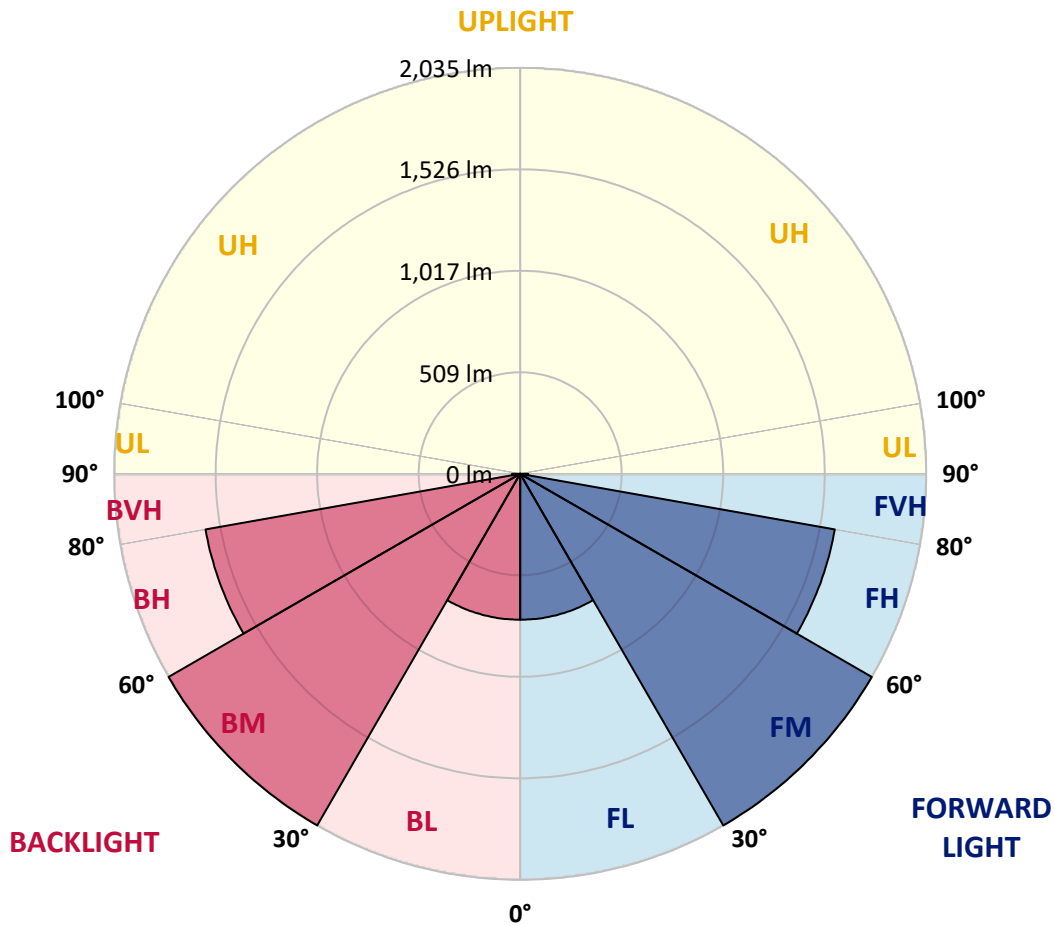
REPORT NUMBER: P882115
 CATALOG NUMBER: NAV-SB1D-830-U-T1

LUMINAIRE CLASSIFICATION SYSTEM LUMEN TABLE AND BUG RATING:

Zone	Lumens	% Fixture	Zone Rating/Lumen Limit		
			B	U	G
FL (0°-30°)	731.2	8.3			
FM (30°-60°)	2034.9	23.1			
FH (60°-80°)	1601.4	18.2			G1/1800
FVH (80°-90°)	40.4	0.5			G1/100
BL (0°-30°)	731.2	8.3	B2/1000		
BM (30°-60°)	2034.9	23.1	B2/2500		
BH (60°-80°)	1601.4	18.2	B3/2500		G3/2500
BVH (80°-90°)	40.4	0.5			G1/100
UL (90°-100°)	0.0	0.0		U0/0	
UH (100°-180°)	0.0	0.0		U0/0	

BUG Rating: B3-U0-G3

Type I Short



REPORT NUMBER: P882115
 CATALOG NUMBER: NAV-SB1D-830-U-T1

CANDELA DISTRIBUTION (FULL):

	0°	5°	15°	25°	35°	45°	55°	65°	75°	85°	90°
0°	1647.4	1647.4	1647.4	1647.4	1647.4	1647.4	1647.4	1647.4	1647.4	1647.4	1647.4
2.5°	1648.8	1650.6	1650.6	1649.2	1652.5	1649.7	1649.7	1648.3	1649.7	1648.3	1648.3
5°	1657.2	1659.5	1660.5	1660.0	1664.2	1661.9	1661.9	1660.0	1660.5	1659.1	1659.1
7.5°	1673.1	1676.4	1678.3	1680.6	1686.7	1683.9	1682.0	1676.4	1674.1	1670.3	1670.3
10°	1678.3	1682.0	1688.1	1700.3	1714.4	1714.8	1709.2	1695.2	1684.4	1675.9	1674.5
12.5°	1662.4	1667.5	1680.2	1705.0	1736.4	1749.0	1740.1	1716.7	1695.6	1680.6	1678.3
15°	1642.2	1647.8	1667.0	1704.5	1750.9	1780.4	1779.5	1748.6	1714.8	1691.4	1687.7
17.5°	1610.8	1616.4	1644.1	1696.6	1762.2	1810.9	1824.0	1792.1	1744.8	1713.4	1708.3
20°	1554.1	1559.3	1597.7	1671.3	1765.9	1843.2	1877.4	1849.3	1790.3	1747.6	1739.7
22.5°	1480.6	1488.5	1533.5	1627.7	1757.0	1876.9	1938.3	1919.1	1843.2	1784.2	1773.4
25°	1401.9	1410.3	1462.8	1574.3	1734.0	1901.3	2010.5	1998.3	1903.2	1829.6	1814.6
27.5°	1333.9	1342.8	1400.0	1521.3	1698.4	1910.7	2081.7	2087.8	1975.8	1879.8	1863.8
30°	1280.5	1288.9	1349.8	1478.7	1652.5	1901.3	2144.0	2186.2	2049.8	1923.3	1900.4
32.5°	1221.9	1232.7	1296.9	1426.7	1598.2	1878.8	2198.4	2292.5	2135.6	1970.2	1941.1
35°	1147.9	1157.7	1225.2	1355.5	1526.9	1842.7	2243.8	2410.6	2258.3	2041.4	2009.1
37.5°	1057.9	1067.3	1134.3	1266.4	1456.2	1792.1	2278.5	2543.7	2404.5	2144.0	2100.9
40°	967.5	976.4	1039.2	1167.1	1371.4	1727.5	2290.7	2673.9	2572.2	2285.0	2239.1
42.5°	884.6	892.6	950.2	1069.2	1276.3	1645.0	2274.7	2787.3	2722.6	2383.4	2324.4
45°	808.2	815.2	866.3	977.4	1177.4	1544.8	2226.9	2909.1	2901.6	2453.7	2374.1
47.5°	721.1	728.1	781.0	888.3	1078.6	1427.2	2145.9	3029.1	3150.4	2613.0	2521.2
50°	614.7	620.8	675.2	785.7	976.0	1302.1	2033.4	3123.2	3464.3	2854.3	2739.0
52.5°	488.7	495.2	548.2	658.8	854.1	1167.6	1885.4	3184.6	3827.0	3206.6	3064.7
55°	363.6	368.3	414.2	513.5	703.3	1014.4	1699.8	3202.0	4238.4	3688.3	3510.7
57.5°	263.8	266.6	296.1	370.1	533.2	822.7	1474.5	3157.0	4728.0	4305.8	4082.3
60°	213.7	214.6	223.5	256.3	370.6	606.3	1202.3	3002.4	5259.3	5101.9	4820.3
62.5°	194.0	194.0	196.3	205.2	250.7	400.1	872.9	2681.9	5829.0	6107.8	5730.6
65°	180.4	180.4	181.3	185.5	197.7	254.9	551.0	2159.9	6309.3	7286.2	6809.2
67.5°	168.2	168.7	168.2	169.6	176.6	188.4	319.5	1491.8	6567.9	8507.2	7992.2
70°	155.6	156.5	154.1	154.1	159.8	160.2	200.1	818.1	6353.3	9530.4	9395.0
72.5°	140.6	142.0	138.2	137.3	141.5	139.6	150.4	392.6	5454.7	9835.9	10192.0
75°	127.4	129.3	120.9	118.5	118.5	117.1	122.3	201.5	3540.2	8023.6	8582.1
77.5°	115.7	119.5	105.9	98.4	96.5	92.3	99.8	123.2	1548.5	3767.0	3688.8
80°	95.6	100.7	87.1	78.2	75.0	70.3	78.7	86.2	460.6	874.8	837.7
82.5°	71.2	73.6	61.8	55.8	52.9	49.7	59.0	60.0	149.9	309.7	350.0
85°	45.4	46.4	38.0	32.8	31.4	30.0	37.5	32.8	57.2	227.7	330.8
87.5°	15.9	18.3	14.5	13.1	14.1	11.7	17.3	9.8	15.9	160.7	199.1
90°	0.0	0.0	0.0	0.0	0.0	0.0	0.0	0.0	0.0	0.0	0.0

(END OF REPORT)